

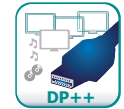


# BPC420-BW

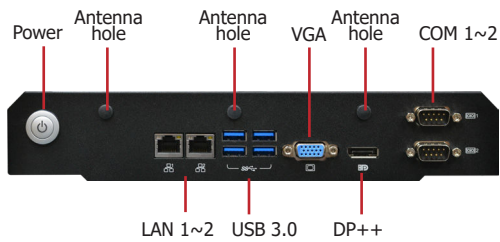


## Features

- 42" 1920x480 TFT LCD Bar Type Panel PC
- 700/1500 nits brightness
- Dual display outputs: VGA + DP++
- VESA mount (400x200)
- Rich I/O: 2 LAN, 2 COM, 4 USB 3.0



## Panel

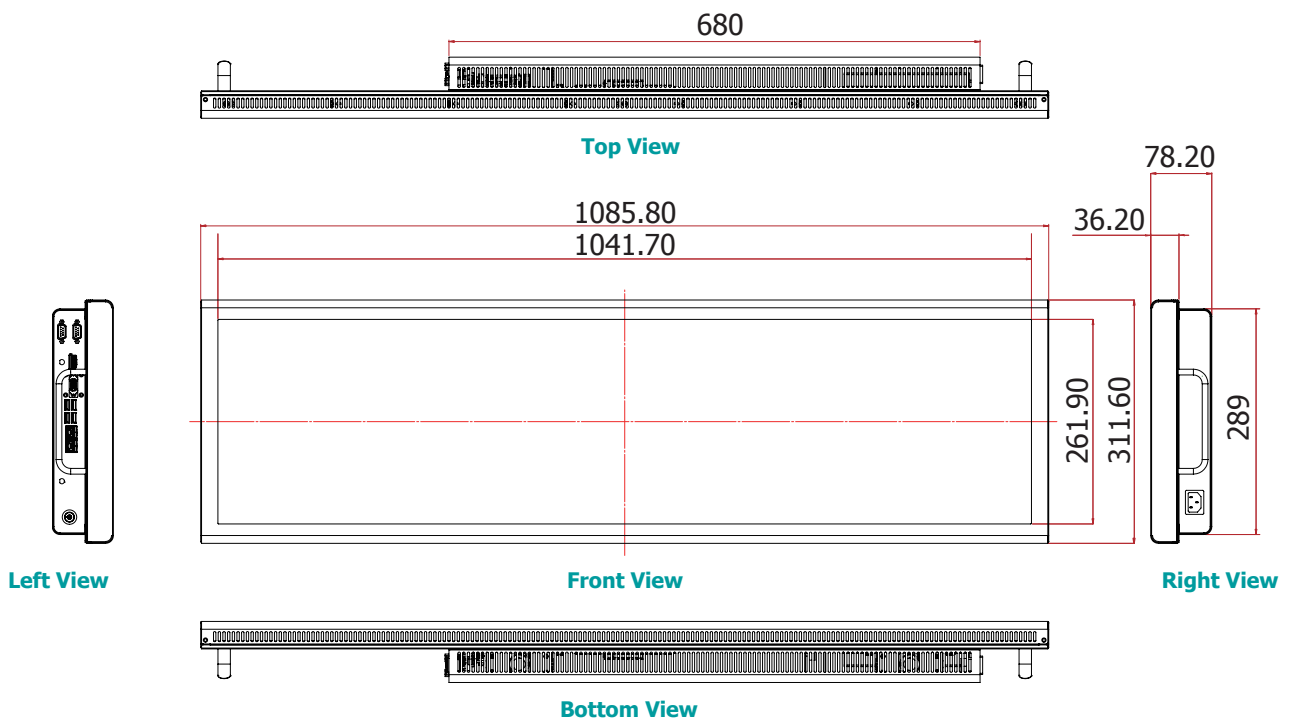


Left View



Right View

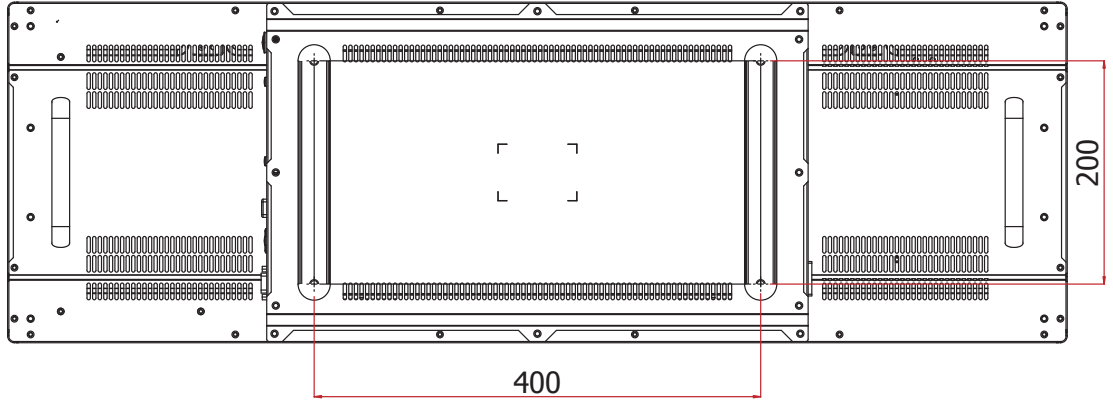
## Dimensions



## Specifications

<b>SYSTEM</b>	<b>Processor</b>	Intel® Pentium®/Celeron® Processor N3000 Family, BGA 1170 Intel® Pentium® Processor N3710, Quad Core, 2M Cache, 1.6GHz (2.56GHz), 6W
	<b>Memory</b>	One 204-pin SODIMM up to 8GB Single Channel DDR3L 1600MHz (4GB DDR3L memory by default)
	<b>BIOS</b>	Insyde SPI 64Mbit
<b>DISPLAY AND TOUCH SCREEN</b>	<b>Display</b>	42" 1920x480 TFT LCD Panel
	<b>Brightness</b>	700 cd/m <sup>2</sup> (1500 cd/m <sup>2</sup> available upon request)
	<b>Contrast</b>	4000:1
	<b>Backlight Lifetime</b>	50,000 hours
<b>GRAPHICS</b>	<b>Controller</b>	Intel® HD Graphics
	<b>Feature</b>	OpenGL 4.2, Direct X 11.1, OpenCL 1.2, OGL ES 3.0 HW Decode: H.264, MPEG2, VC1, VP8, H.265, MPEG4 HW Encode: H.264, MPEG2, MPEG4
	<b>Display</b>	1 x VGA 1 x DP++ VGA: resolution up to 2560X1600 @ 60Hz DP: resolution up to 3840x2160 @ 30Hz or 2560x1600 @ 60Hz
	<b>Single Display</b>	VGA + DP++
<b>STORAGE</b>		1 x Full-size Mini PCIe (mSATA) 1 x SATA-DOM (available upon request)
<b>EXPANSION</b>	<b>Interface</b>	1 x Half-size Mini PCIe (PCIe/USB) 1 x Full-size mSATA (USB/SATA) 1 x SIM (available upon request)
<b>AUDIO</b>	<b>Audio Codec</b>	Realtek ALC888S-VD2-GR
<b>ETHERNET</b>	<b>Controller</b>	2 x Intel® I211AT PCIe (10/100/1000Mbps)
<b>LED</b>	<b>Indicators</b>	1 x Power LED
<b>BOTTOM I/O</b>	<b>Ethernet</b>	2 x GbE (RJ-45) (10/100/1000Mbps)
	<b>Serial</b>	2 x RS-232 (DB-9)
	<b>USB</b>	4 x USB 3.0 (type A)
	<b>Display</b>	1 x VGA 1 x DP++
	<b>Audio</b>	Speaker 2W+2W (available upon request)
	<b>Buttons</b>	1 x Power Button
	<b>Antenna Connectors</b>	3 x Antenna Hole for Wi-Fi or Cell Module
	<b>WATCHDOG TIMER</b>	<b>Output &amp; Interval</b>
<b>POWER</b>	<b>Type</b>	AC Input 12V AC Input 9V-36V (available upon request)
	<b>Connector</b>	C14 Power Inlet
<b>OS SUPPORT</b>		Windows 7 (32/64-bit) Windows 8.1 (64-bit) Windows 10 IoT Enterprise (32/64-bit) Linux
<b>MECHANISM</b>	<b>Construction</b>	Sheet Metal
	<b>IP Rating</b>	IP65 Front Protection Glass (available upon request)
	<b>Mounting</b>	VESA Mount
	<b>Dimensions (W x H x D)</b>	1085.8 x 311.6 x 78.2 mm
	<b>Weight</b>	15kg
<b>ENVIRONMENT</b>	<b>Operating Temperature</b>	-10 to 50°C
	<b>Storage Temperature</b>	-10 to 65°C
	<b>Relative Humidity</b>	5 to 95% RH (non-condensing)
<b>STANDARDS AND CERTIFICATIONS</b>	<b>Shock</b>	OP: Half-sine, 3G @ 11ms Non-OP: Half-sine, 5G @ 11ms
	<b>Vibration</b>	OP: Random, 1Grms @ 5~500Hz, 30min Non-OP: Sweep sine, 3Grms @ 10~500Hz, 30min
	<b>Certifications</b>	CE, FCC Class A

**VESA Mounting**



**▶ Ordering Information**

Model Name	Part Number	Description
<b>BPC420-BWN3710</b>	750-BC4200-000G	42" Bar Type Panel PC, Intel® Pentium® N3710, 700 nits, 4GB Memory, 32GB mSATA, RoHS
<b>BPC420-BWN3710</b>	750-BC4200-100G	42" Bar Type Panel PC, Intel® Pentium® N3710, 700 nits, 4GB Memory, 32GB mSATA, Speaker 2W+2W, RoHS
<b>BPC420-BWN3710</b>	750-BC4200-200G	42" Bar Type Panel PC, Intel® Pentium® N3710, 1500 nits, 4GB Memory, 32GB mSATA, RoHS
<b>BPC420-BWN3710</b>	750-BC4200-300G	42" Bar Type Panel PC, Intel® Pentium® N3710, 1500 nits, 4GB Memory, 32GB mSATA, Speaker 2W+2W, RoHS

**▶ Optional Items**

Optional Items	Part Number	Description
<b>Wi-Fi</b>	761-110091-000G	Wi-Fi kit, RoHS
<b>Power Cord</b>	785-PWRD	Power cord, Standards (USA/EUR/CH), 1.8m, RoHS

**▶ Packing List**

- 1 BPC420-BW Panel PC